




**M**ISS  
ONEY  
ENNY

[WWW.MISSMONEYPENNY.DESIGN](http://WWW.MISSMONEYPENNY.DESIGN)



010

020

030

040

050

060

070

080

090

100

010

020


030

040

050

060

070



080

090

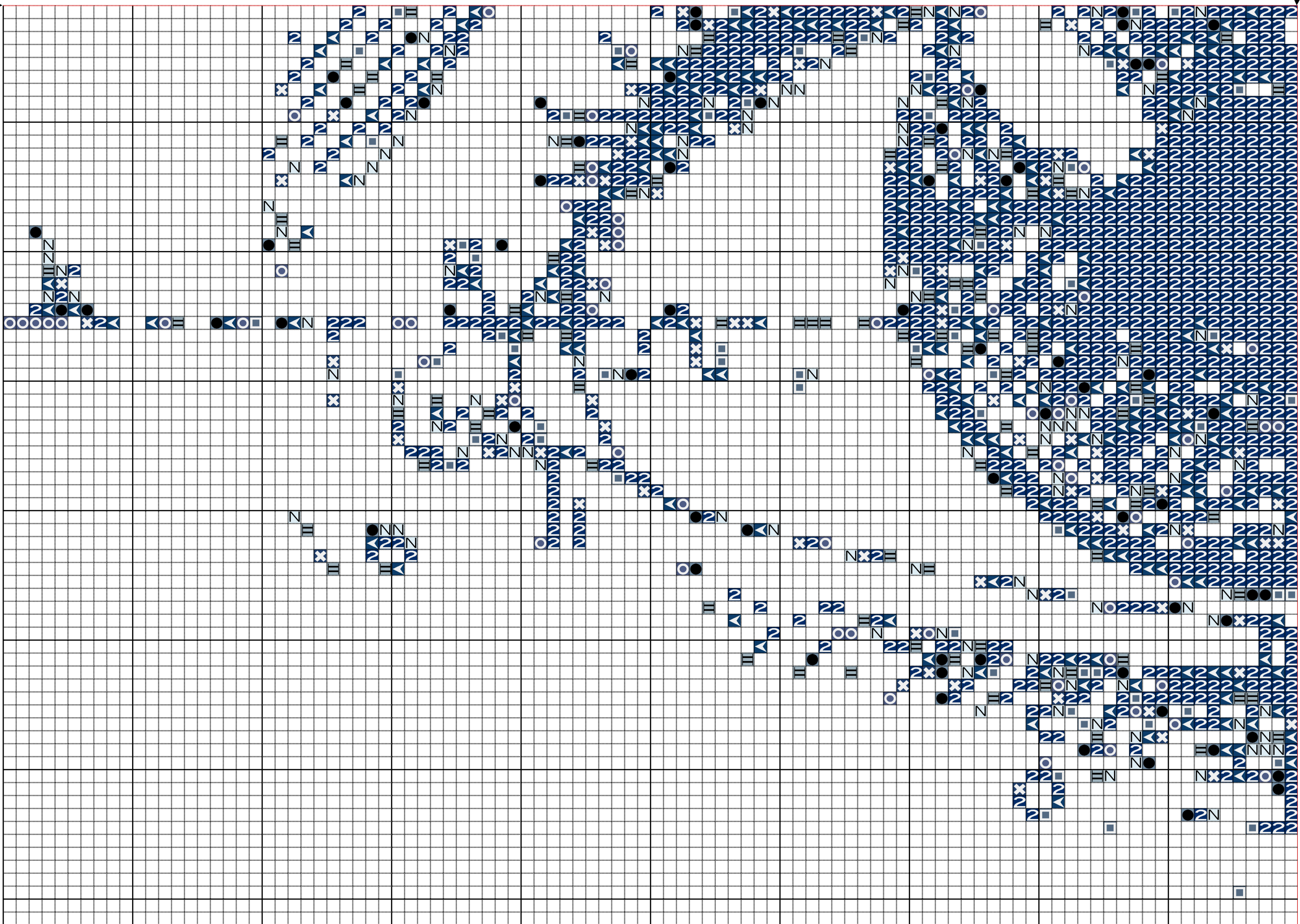
100


110


120







130

140







|  | Number   | Name:                | No. Skeins | Beads | Strands | Estimated Length | Stitches |
|--|----------|----------------------|------------|-------|---------|------------------|----------|
|   | DMC 161  | Blue Grey            | 1          | 0     | 2       | 1074.4 in.       | 316      |
|  | DMC 932  | Blue Antique LT      | 1          | 0     | 2       | 1635.4 in.       | 481      |
|  | DMC 3885 | Blue Very DK Med     | 3          | 0     | 2       | 15799.8 in.      | 4647     |
|  | DMC 3756 | Blue Baby Ultra V LT | 1          | 0     | 2       | 2699.6 in.       | 794      |
|  | DMC 3752 | Blue V LT Antique    | 1          | 0     | 2       | 2363.0 in.       | 695      |
|  | DMC 3842 | Wedgwood DK          | 1          | 0     | 2       | 4777.0 in.       | 1405     |
|  | DMC 312  | Blue Baby V DK       | 1          | 0     | 2       | 1921.0 in.       | 565      |
|  | DMC 931  | Blue Antique MD      | 1          | 0     | 2       | 1383.8 in.       | 407      |

This pattern measures 200 stitches wide x 142 stitches high. Use two strands of embroidery thread.


Stiched on size 14 Aida cloth, the design will measure 36.3 cm x 25.8 cm.

Stiched on size 18 Aida cloth, the design will measure 28.2 cm x 20 cm.

I recommend using size 18 Aida cloth. This will result in the bulk of the design measuring ~23.5 cm across, with very few stitches on each side taking the final measurement to 28.2 cm. Website [itchystitchy.com.au](http://itchystitchy.com.au) sell a 28.5 cm Klass and Gessmann embroidery hoop that would be perfect to use for stitching this project. It could then be used to frame your completed handiwork!

Have fun, and please send me images of your completed work.

Penny



Tip: Print this pattern A3 to make it easy to read.